


FR RÈGLES DU JEU EN RULES OF THE GAME DE SPIELREGELN ES REGLAS DEL JUEGO  
IT REGOLE DEL GIOCO PT REGRAS DO JOGO NL SPELREGELS SE SPELREGLER  
DA SPILLEREGLER RU ПРАВИЛА ИГРЫ

# CUBISSIMO

60 CHALLENGES

AUTHOR  
ALAIN BROBECKER

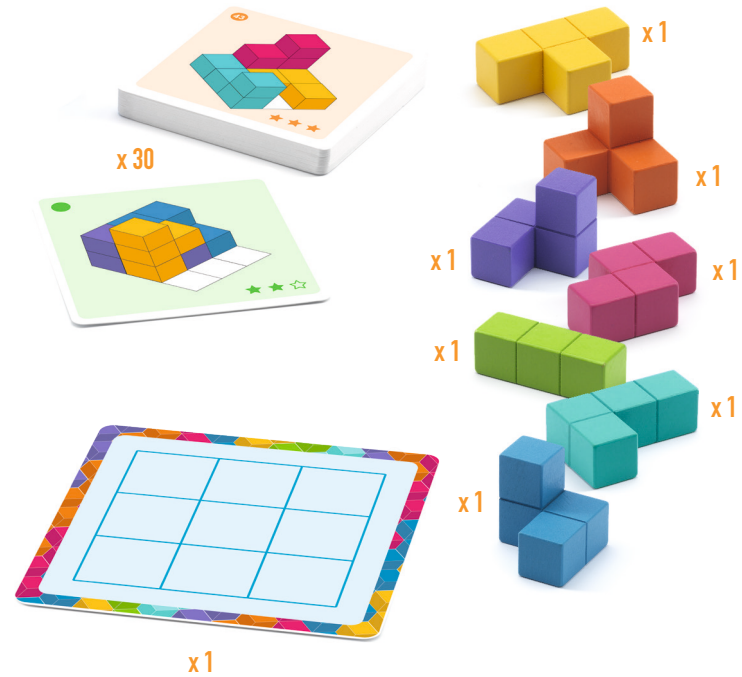
7-99  
ANS YEARS  
AÑOS JAHRE



# SOLOGIC



# CUBISSIMO



FR

4

EN

5

DE

6

ES

7

IT

8

PT

9

NL

10

SE

11

DA

12

RU

13



### BUT DU JEU

Reconstituez le cube en utilisant toutes les pièces.

### CONTENU DU JEU



- 1 cube fait de 7 pièces en bois
- 60 cartes défis (3 niveaux de difficulté)
- 1 base de jeu

### AIM OF THE GAME

Rebuild a complete cube using all the pieces.

### GAME CONTENTS



- 1 cube made of 7 wooden pieces
- 60 challenge cards (3 levels of difficulty)
- 1 board

### DÉROULEMENT DU JEU

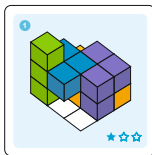


- Posez les 7 pièces du cube et la base sur la table et posez les cartes défis à côté.
- Tirez une carte défi et positionnez les pièces imposées sur la base comme indiqué sur la carte.
- Tentez alors de placer les pièces restantes afin d'obtenir un cube parfait.

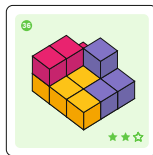
### HOW TO PLAY



- Place the board and the seven wooden pieces on the table. Place the challenge cards in a pile next to the pieces.
- Draw a card and place the pieces on the board as shown on the card.
- Then, try to fit the remaining pieces to build a perfect cube.



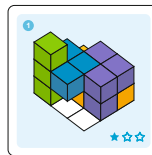
★ Facile



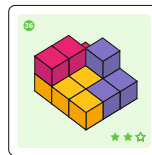
★ ★ Moyen



★ ★ ★ Difficile



★ Easy



★ ★ Moderate



★ ★ ★ Difficult

**Pour chaque défi, une seule combinaison possible !  
Solutions en fin de livret.**

**For each challenge, there is one and only one possible solution.  
Solutions can be found at the end of this booklet.**



## ZIEL DES SPIELS

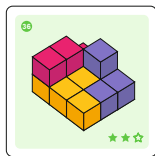
Bauen Sie den Würfel zusammen und verwenden Sie dabei alle Teile.

## SPIELABLAUF

- Legen Sie die 7 Teile des Würfels und die Unterlage auf den Tisch und die Aufgabenkarten daneben.
- Ziehen Sie eine Aufgabenkarte und legen Sie die geforderten Teile wie angegeben auf die Unterlage.
- Versuchen Sie dann, die restlichen Teile so zu platzieren, um einen perfekten Würfel zu erhalten.



★ Einfach



★★ Normal



★★★ Schwer

**Für jede Aufgabe ist nur eine einzige Kombination möglich!**  
**Lösungen am Ende des Heftes.**

## INHALT



- 1 Würfel der aus 7 Holzteilen besteht
- 60 Aufgabenkarten (3 Schwierigkeitsgrade)
- 1 Spielunterlage

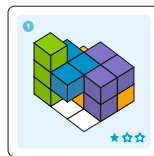


## OBJETIVO DEL JUEGO

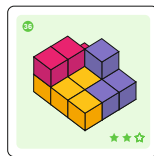
Armar el cubo utilizando todas las piezas.

## DESARROLLO DEL JUEGO

- Se colocan las 7 piezas del cubo y la base sobre la mesa y las cartas de desafíos a su lado.
- Se retira una carta de desafío y se colocan las piezas obligatorias sobre la base como se indica en la carta.
- Luego, se intenta ensamblar las piezas restantes para obtener un cubo perfecto.



★ Fácil



★★ Medio



★★★ Difícil

**¡Para cada desafío, solo hay una combinación posible!**  
**Soluciones al final del folleto.**

## CONTENIDO



- 1 cubo compuesto por 7 piezas de madera
- 60 cartas de desafíos (3 niveles de dificultad)
- 1 base del juego



IT

GIOCO DI PAZIENZA



## SCOPO DEL GIOCO

Ricomporre il cubo utilizzando tutti i pezzi.

## CONTENUTO DEL GIOCO

- 1 cubo formato da 7 pezzi in legno
- 60 carte sfida (3 livelli di difficoltà)
- 1 base di gioco



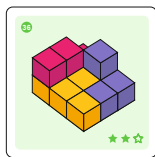
## SVOLGIMENTO DEL GIOCO



- Collocare i 7 pezzi del cubo e la base sul tavolo e disporre le carte sfida a lato.
- Pescare una carta sfida e collocare i pezzi richiesti sulla base, secondo le indicazioni fornite sulla carta.
- Quindi, provare a posizionare i pezzi restanti in modo da ottenere un cubo perfetto.



★ Facile



★ ★ Medio



★ ★ ★ Difficile

Per ogni sfida, è possibile una sola combinazione!  
Soluzioni in fondo al libretto.

PT

JOGO DE PAZIÊNCIA



## OBJETIVO DO JOGO

Reconstituir o cubo utilizando todas as peças.

## CONTEÚDO

- 1 cubo feito de 7 peças de madeira
- 60 cartas de desafio (3 níveis de dificuldade)
- 1 base de jogo



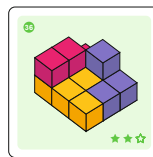
## COMO JOGAR



- Dispor as 7 peças do cubo e a base em cima da mesa e colocar as cartas de desafio ao lado.
- Retirar uma das cartas de desafio e dispor as peças impostas na base tal como indicado na carta.
- Tentar então colocar as peças restantes a fim de obter um cubo perfeito.



★ Fácil



★ ★ Médio



★ ★ ★ Difícil

Para cada desafio, apenas uma combinação é possível!  
Soluções no fim do folheto.



## DOEL VAN HET SPEL

De kubus maken door alle stukjes te gebruiken.

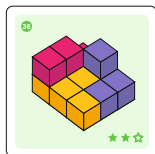
## SPELVERLOOP



- Leg de onderplaat en de 7 stukjes van de kubus op de tafel en leg de uitdagingkaarten ernaast.
- Trek een uitdagingkaart en plaats de stukjes op de onderplaat zoals op de kaart wordt aangegeven.
- Probeer vervolgens de andere stukjes en plaats de stukjes op de onderplaat zoals op de kaart wordt aangegeven.



★ Makkelijk



★★ Gemiddeld



★★★ Moeilijk

## INHOUD VAN HET SPEL



- 1 kubus gemaakt van 7 houten stukjes
- 60 uitdagingkaarten (3 moeilijkheidsgraden)
- 1 onderplaat



## SPELETS MÅL

Återskapa kuben genom att använda alla delarna.

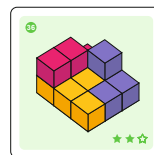
## SPELETS GÅNG



- Lägg kubens 7 delar och spelplattan på bordet och lägg utmaningskortet vid sidan om.
- Dra ett utmaningskort och lägg upp delarna som visas på kortet på spelplattan och försök sedan.
- Försök sedan att placera resterande delar för att göra en perfekt kub.



★ Lätt



★★ Medel



★★★ Svår

## SPELINNEHÅLL



- 1 kub som är gjord av 7 trädelar
- 60 utmaningskort (3 svårighetsnivåer)
- 1 spelplatta

Voor elke uitdaging is slechts één combinatie mogelijk!  
Oplossingen achter in het boekje.

Det finns endast en möjlig kombination för varje utmaning!  
Lösningarna finns i slutet av häftet.



## SPILLETS FORMÅL

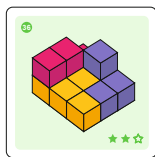
At lave terningen og sørge for at bruge alle delene.

## SÅDAN FOREGÅR SPILLET

- Læg terningens 7 dele samt spillepladen på bordet og udfordringskortene ved siden af.
- Træk et udfordringskort og placer delene som vist på kortet på spillepladen.
- Forsøg herefter at placere de resterende dele, så der dannes en perfekt terning.



★ Nem



★ ★ Middel



★ ★ ★ Svær

## SPILLETS INDHOLD

- 1 terning som består af 7 dele
- 60 udfordringskort (3 forskellige sværhedsgrader)
- 1 spilleplade



## ЦЕЛЬ ИГРЫ

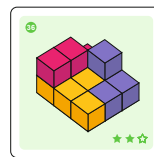
Собрать кубик, используя все детали.

## ХОД ИГРЫ

- Игровое поле и 7 деталей кубика положите на стол. Рядом положите карточки с заданиями.
- Возьмите карточку с заданием и выложите детали на игровое поле, как показано на карточке.
- Затем постарайтесь добавить остальные детали, чтобы правильно собрать кубик.



★ Простой




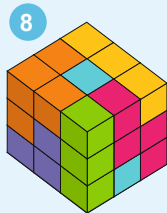
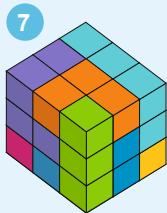
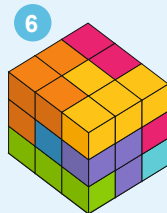
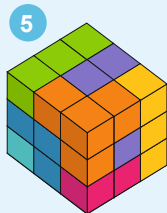
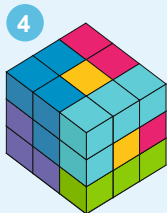
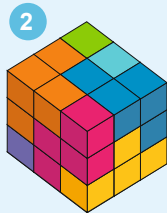
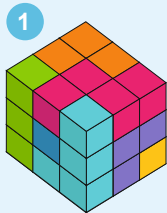
★ ★ Средний




★ ★ ★ Сложный

Der er kun én mulig løsning til hver udfordring!  
Løsningerne findes bagest i hæftet.


Для каждого задания возможна только одна комбинация!  
Решения — в конце брошюры.




19




20



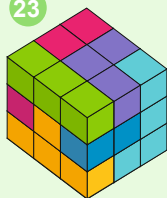
21




22




23




24




25




26




27




28




29




30




31




32




33




34




35




36




37




38




39




40




41




42




43




44




45




46




47




48




49



50




51




52




53




54




55




56



57




58



59



60





# CUBISSIMO

DJ08477



3, rue des Grands Augustins – 75006 Paris – France

[www.djeco.com](http://www.djeco.com)

Made in China – Designed in France